



QA Studio: Help Documentation

QA Studio is a powerful quality assurance database software program; there are many features currently in the program and new features are added frequently. To help keep QA Studio users informed of new items, we email a monthly newsletter. Now, we have also added documentation throughout the program, so the documentation is easier to access. With information on features easily accessible throughout the program, this may help you and your QA team use QA Studio more completely and to its fullest potential.

The icons seen below may be found throughout the program in certain locations where they would be helpful.



If the icon with the person is clicked, the QA Studio user will be directed to a short help video clip. For the video, the computer will need to have sound. If the icon with the books is clicked, the user will be directed to written documentation. To use one or both of these Help icons, Internet access is needed.

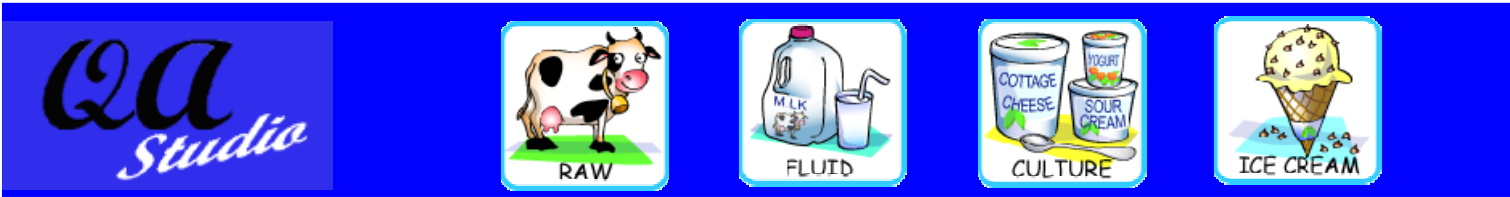
Below, are two examples regarding the Help icons.

1. Fluid > Reports > Custom Report:

Once the Custom Report Window is opened in the Fluid Program, you will see two Help icons. The icon with the person is a short Help video clip and the icon with the books is Help documentation.

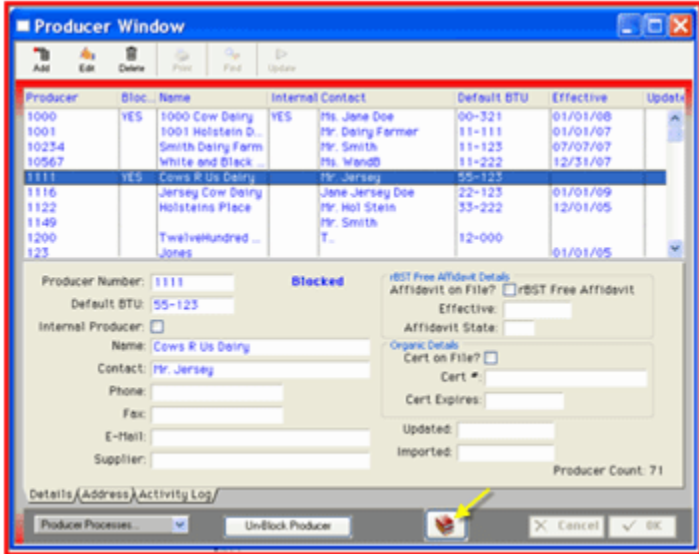


You can print the documentation by clicking on the Print icon at the bottom of the documentation.



QA Studio: Help Documentation

2. Raw > Producer Window: There is a Help icon at the bottom of the Raw Producer Window. Click on the books to obtain the written documentation on how to import producer information into QA Studio.



You can print the documentation by clicking on the Print icon at the bottom of the documentation.

Also, now available within QA Studio, an easier way to contact support.

HELP: New in QA Studio is a Help Menu selection.



If you click on the Help on the Menu bar, a Help window will open with the toll free telephone number to call for support.

There is also a WWW Support button that can be clicked and you will be directed to a more complete Contact Support page as seen below. For this feature, Internet access is needed.









QA Studio: Help Documentation


Contact Support: Once clicking on the www Support button this more detailed page opens.

QA Studio


Info

QA Studio: Contact Support



Paul Jonson, President of QA Studio Inc. oversees the development and programming of QA Studio. Paul has been developing software programs and setting up the hardware for many different companies for over 20 years.

Paul can be contacted at (209) 668-0600 office
or Paul can be reached by email at: Paul@qastudio.com



Andrena Schermerhorn has used QA Studio for over 18 years while employed in quality assurance in dairy processing plants. Andrena has been in the dairy industry for over 20 years. Andrena is involved with training and information resources.

Andrena can be contacted at (775) 232-4856 cell
or Andrena can be reached by email at: Andrena@qastudio.com

Office
QA Studio
1723 Alex Way
Turlock, CA 95382

Office (209) 668-0600
Toll Free (866) 692-0600
FAX (209) 668-0500

QA Studio is committed to meeting and exceeding your needs for a dairy laboratory software program.
We would like your feedback. Please email us at: support@qastudio.com

Benefit to QA Studio User: Information easily available to get the most out of QA Studio.

Workshops by



Authorized Dealer of QA Studio

Implementing SQF 2000 Systems

DATE: August 17-18, 2010

HACCP Workshop

DATE: September 13-15, 2010

Implementing SQF 2000 Systems

DATE: September 15-17, 2010

Dairy Technology Workshop

DATE: September 27-30, 2010

Sanitation Workshop

DATE: October 20-22, 2010

Pasteurization Workshop

DATE: December 13-16, 2010