

You can now use QA Studio to track...

## Plant Water, Plant Air and Air Blow Quality



### 1. Set up > Fluid Support Lists

- Add Product Example: Water
- Add Brand Example: In-house
- Add Source Example: Sink#1
- Add Area Example: Fill Room
- Add Sample Type Example: Environment

### 2. Set up > Fluid Product Specification

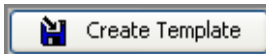
- Choose Product & Brand Example: Water, In-house
- Enter Specification Example: Fresh SPC, Fresh Coli

### 3. Set up > Fluid Sample Schedule

- Add Information 

- Update Information 

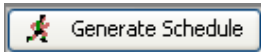
- Create a Template



- Name Template & Save

Schedule Name: PLANT WATER  
Description: Monthly Plant Water Samples

- Generate Schedule



*Every time routine samples need to be tested, a schedule can be generated. A template can be easily changed and updated as needed.*

### 4. Reports > Lab Working Report > Environmental

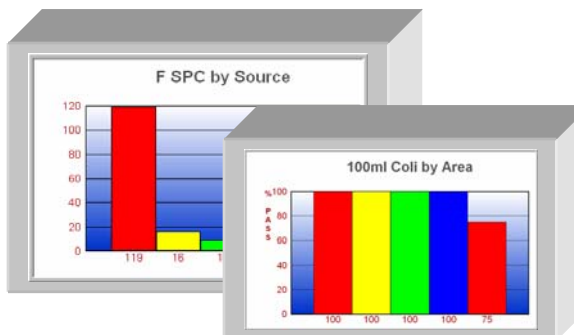
*Report can be printed and used as a guide for the laboratory technician.*

QAStudio Printed Mon, Dec 18, 2006 @ 13:41										
FLUID PRODUCT REPORT Environmental Samples Working Report										
ID #	Date	Time	Product	Source	Area	Fresh SPC	Fresh COLI	100ml Coli	Comments	
Issue Date: Dec 13th, 2006										
F0001	12/14	07:00	Water	MenRestroomTap	Plant	9	+2	0000		
F0002	12/14	07:00	Water	CHRD0	Processing	2	-2	FAIL	Retest 12-15-06	
F0003	12/14	07:00	Water	Mandrel	FillRoom	+1	+2	0000		
F0004	12/14	07:00	Water	Sink1	Lab	8	+2	0000		
4 records for 12/13/06:						44	3/4	3/4		
Percentage GOOD:						100%	75%	75%		
Issue Date: Dec 15th, 2006										
F0012	12/15	11:55	Water	CHRD0	Processing	+1	+2	0000	Retest OK	
1 records for 12/15/06:						1/1	1/1	1/1		
Percentage GOOD:						100%	100%	100%		
End of Report: 5 records in report.						5/5	4/5	4/5		
Percentage GOOD:						100%	80%	80%		

### 5. Reports > In-house Reports > Water

QAStudio Printed Mon, Dec 18, 2006 @ 13:42										
FLUID PRODUCT REPORT Plant Water Report by Date										
12/10/06 00:00 thru 12/15/06 23:59 Page: 1										
From List										
ID	Date	Time	Area	Fresh Flavor	Fresh SPC	Fresh COLI	100ml Coli	Total Chlorine	pH	Turbidity
Product: Water										
12/15/06	00:00		Plant	OK	9	+2	0000			
12/15/06	00:00		Processing	OK	2	-2	FAIL			
QA Comments: Retest 12-15-06										
12/15/06	00:00		FillRoom	OK	+1	+2	0000			
12/15/06	00:00		Lab	OK	8	+2	0000			
12/15/06	00:00		Processing	OK	+1	+2	0000			
QA Comments: Retest OK										
5 records for Product Water:				5/5	5/5	4/5	4/5	0/0	0/0	0/0
Percentage GOOD:				100%	100%	80%	80%	-	-	-
End of Report: 5 records in report.				5/5	5/5	4/5	4/5	0/0	0/0	0/0
Percentage GOOD:				100%	100%	80%	80%	-	-	-

### 6. Graphs > Choose Test > Choose Source/Area



Merry  
Christmas  
& Happy New Year!



Authorized Dealer



(800) 649-0325