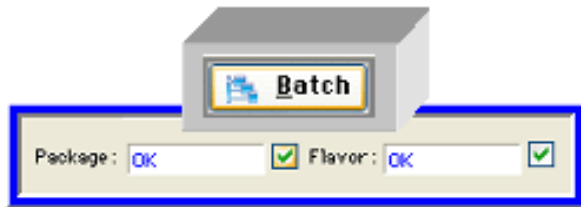


# QA Studio

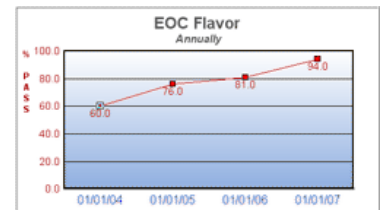
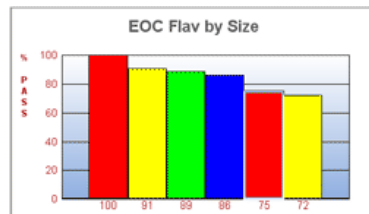
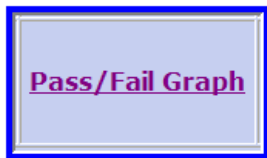


## Newsletter August 2007

[www.qastudio.com](http://www.qastudio.com)



**Fluid Module:** There are two new fields in the Fluid main window > Fluid Data Tab. To make data entry easy for these new fields, you can use the BATCH feature. If all of the samples within a 24 hour time period have acceptable Packaging and Flavor; click BATCH, check the Packaging box and the Flavor box and BATCH the results. If you would like to make a comment in one or both fields for a particular sample or for several samples, you can add your comments first and then BATCH, fields with Packaging and Flavor comments will not be over written.



**Web Site > Resources > Video Clips:** There are two new videos that can found on the QA Studio Web Site. Both videos involve the Pass/Fail Graphs. The videos are in the Flash format for faster downloading and include sound. Please watch at your convenience.

Workshops offered  
by Randolph  
Associates, Inc.

Dairy Technology Workshop  
September 24 - 27, 2007  
Birmingham, AL

HTST Workshop  
December 3 - 5, 2007  
Murfreesboro, TN



Authorized Dealer of QA Studio

QA Studio is committed to meeting and exceeding your needs for a dairy laboratory software program.

We would like your feedback. Please email us at [support@qastudio.com](mailto:support@qastudio.com)